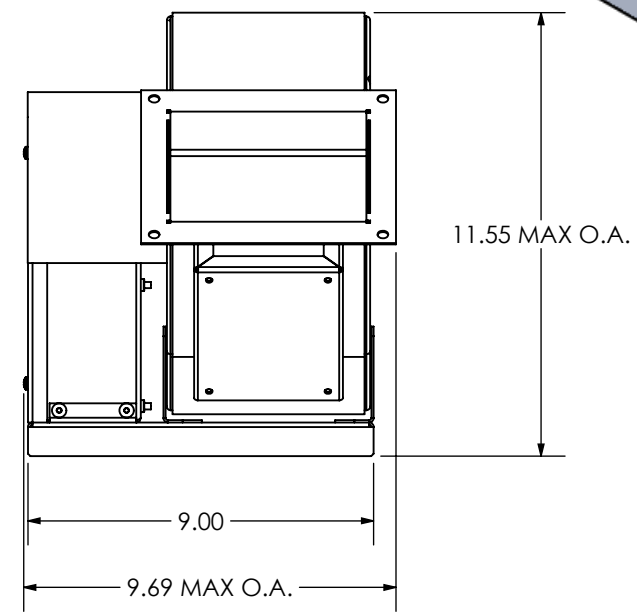
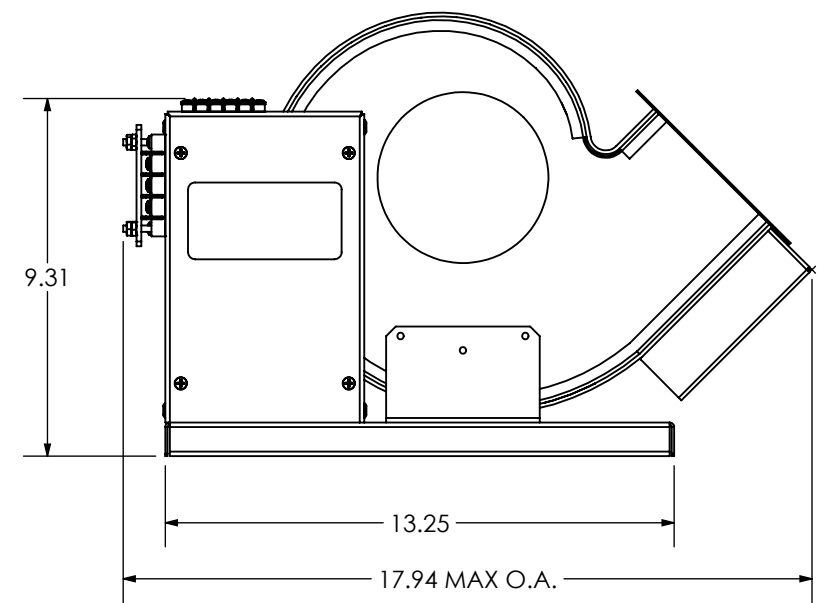
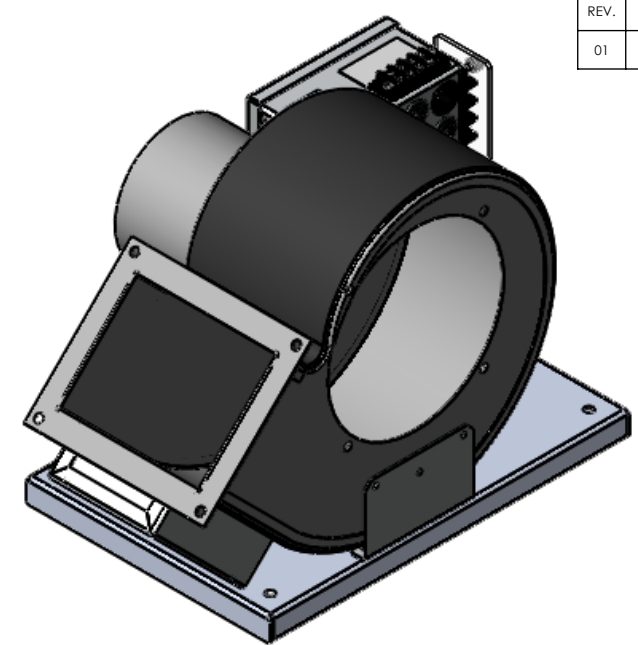
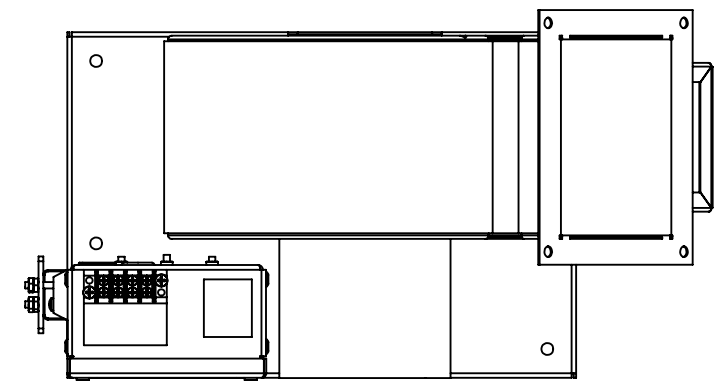


FLAGSHIP MARINE, INC.				
REV.	ZONE	DESCRIPTION	DATE	ENG APPROVAL
01	-	INITIAL CHECK-IN	1/3/2011	-



2. PREFERRED LIMITS AND FITS PER ANSI B4.1 (INCHES).
 1. DIMENSIONING & TOLERANCING PER ASME Y14.5M.
 NOTES:

ITEM NO.	PART NUMBER	DESCRIPTION	20090-001/QTY.
7	70352-001	FABRICATION, BRACKET, BLOWER, ELECTRIC HEATING SYSTEM, FMCH2E	2
6	70351-001	FABRICATION, SUPPORT, BASE, ELECTRIC HEATING SYSTEM, FMCH2E	1
5	70350-001	FABRICATION, BASE, ELECTRIC HEATING SYSTEM, FMCH2E	1
4	70086-001	FABRICATION, LID, ENCLOSURE, HEATER COIL, AIR CONDITIONER, FM9R	1
3	70085-001	FABRICATION, ENCLOSURE, HEATER COIL, AIR CONDITIONER, FM9R	1
2	60006-001	BLOWER, PSC, SHADED POLE, 1TDT2, 115V	1
1	20017-001	ASSEMBLY, CONTROL BOX, CHILLED WATER, FAN COIL, 9K-36K UNIVERSAL	1

FLAGSHIP MARINE, INC. BILL OF MATERIALS

Flagship Marine
 Components
 Quality
 Service

FLAGSHIP MARINE, INC.
 2427 SE DIXIE HIGHWAY
 STUART | FLORIDA | 34996 | USA
 (772) 283-1609 | (800) 316-6426
 FAX (772) 283-4611

PROPRIETARY AND CONFIDENTIAL
 THIS DOCUMENT CONTAINS INFORMATION
 PROPRIETARY TO **FLAGSHIP
 MARINE, INC.** NO PART MAY BE
 REPRODUCED, USED IN ANY FORM,
 OR STORED ELECTRONICALLY
 WITHOUT THE WRITTEN PERMISSION OF
FLAGSHIP MARINE, INC.

UNLESS OTHERWISE SPECIFIED:		NAME	DATE
DIMENSIONS ARE IN INCHES		DRAWN	SWC 1/3/2011
TOLERANCES:		CHECKED	TCM -
FRACTIONS ± 1/32		ENG APPR.	TCM -
ANG: MACH ± 0°30' BEND ± 2°		MFG APPR.	TCM -
DECIMALS .XX ± .01		Q.A.	EAS -
.XXX ± .005		PERP STRAIGHTNESS ± .003/IN	
HOLE Ø .XX ± .005		FLATNESS ± .005/IN	
INTERPRET GEOMETRIC TOLERANCING PER: ASME Y14.5M		THREADS: EXTERNAL - CLASS 2A	
MATERIAL		INTERNAL - CLASS 2B	
FINISH		MACHINED SURFACES: √ U.O.S	
NEXT ASSY	USED ON		
APPLICATION		DO NOT SCALE DRAWING	

TITLE: ASSEMBLY, ELECTRIC HEATING SYSTEM, 6,842BTU - 2KW, FMCH2E

PART NO. **20090-001**

SIZE **B** DWG. NO. **FM20090** REV **01**

OLD PART NO. -

SCALE: 1:5 WGT: 7.10 LBS SHEET 1 OF 1

