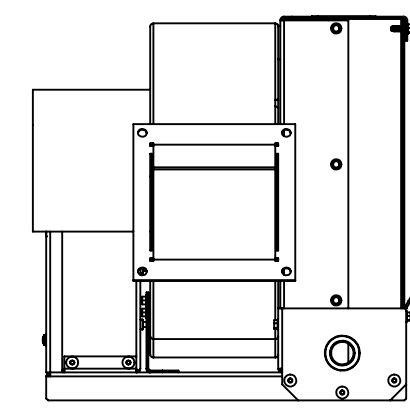
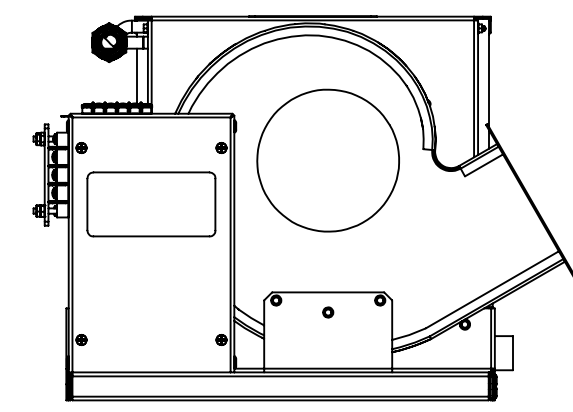
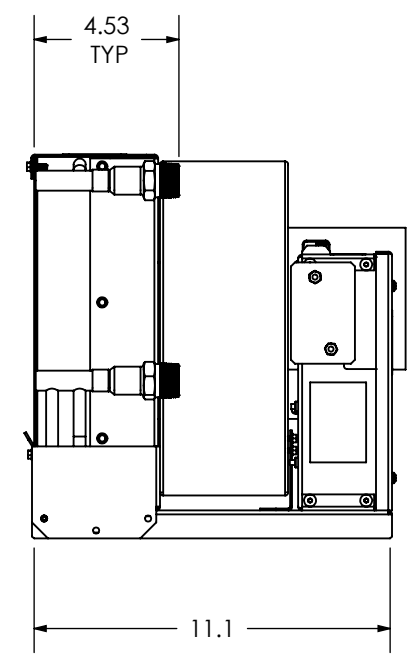
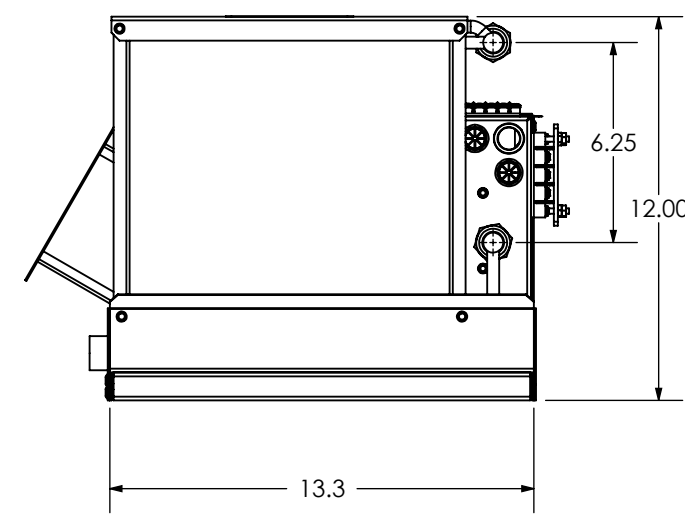
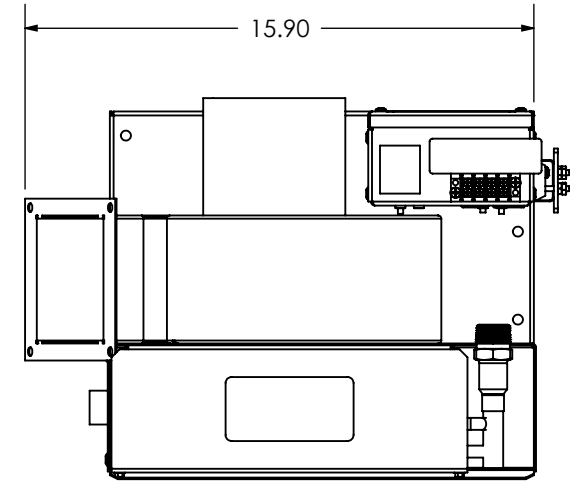
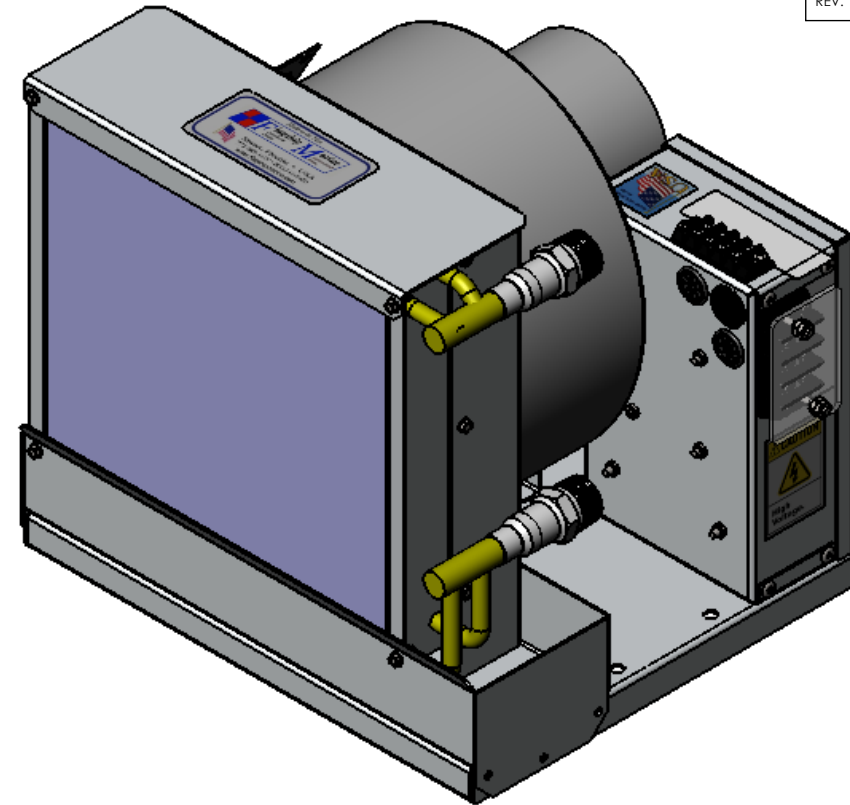


FLAGSHIP MARINE, INC.				
REV.	ZONE	DESCRIPTION	DATE	ENG APPROVAL



2. PREFERRED LIMITS AND FITS PER ANSI B4.1 (INCHES).
 1. DIMENSIONING & TOLERANCING PER ASME Y14.5M.

NOTES:

Flagship Marine
 Components Division

FLAGSHIP MARINE, INC.
 2427 SE DIXIE HIGHWAY
 STUART | FLORIDA | 34996 | USA
 (772) 283-1609 | (800) 319-6426
 FAX (772) 283-4611

PROPRIETARY AND CONFIDENTIAL

THIS DOCUMENT CONTAINS INFORMATION PROPRIETARY TO FLAGSHIP MARINE, INC. NO PART MAY BE REPRODUCED, USED IN ANY FORM, OR STORED ELECTRONICALLY WITHOUT THE WRITTEN PERMISSION OF FLAGSHIP MARINE, INC.

		UNLESS OTHERWISE SPECIFIED:
		DIMENSIONS ARE IN INCHES
		TOLERANCES:
		FRACTIONS ± 1/32
		ANG: MACH ± 0°30' BEND ± 2°
		DECIMALS .XX ± .01
		.XXX ± .005
		HOLE Ø .XX ± .005
		INTERPRET GEOMETRIC TOLERANCING PER: ASME Y14.5M
		MATERIAL
		FINISH
NEXT ASSY	USED ON	
APPLICATION	DO NOT SCALE DRAWING	

	NAME	DATE
DRAWN	SWC	4/29/2009
CHECKED	TCM	-
ENG APPR.	TCM	-
MFG APPR.	TCM	-
Q.A.	EAS	-
PERP STRAIGHTNESS	± .003/IN	
FLATNESS	± .005/IN	
THREADS:		
EXTERNAL - CLASS 2A		
INTERNAL - CLASS 2B		
MACHINED SURFACES:	√ U.O.S	

TITLE: **ASSEMBLY, CHILLED WATER, FAN COIL, FM9CWFC**

PART NO. **20078-001**

SIZE **B** DWG. NO. **FM20078** REV **-**

OLD PART NO. -

SCALE: 1:6 WGT: 25.47 LBS SHEET 1 OF 1