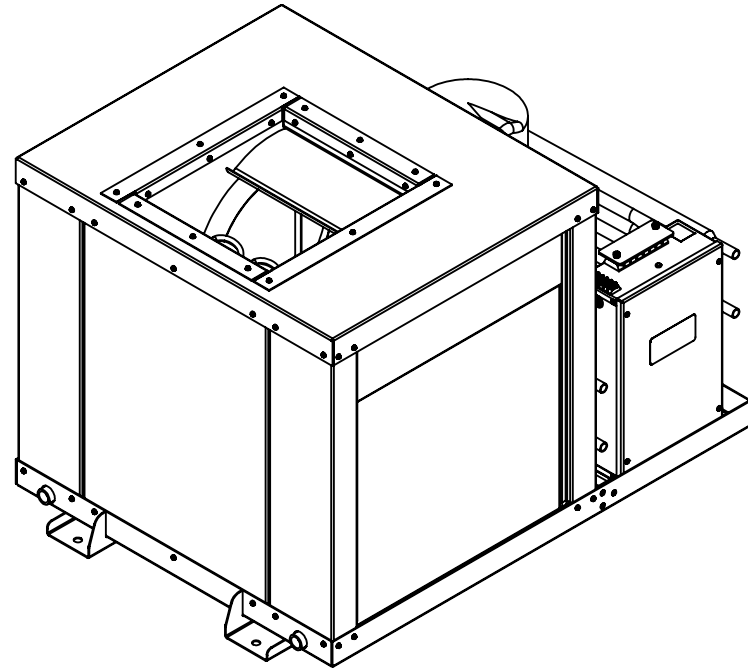
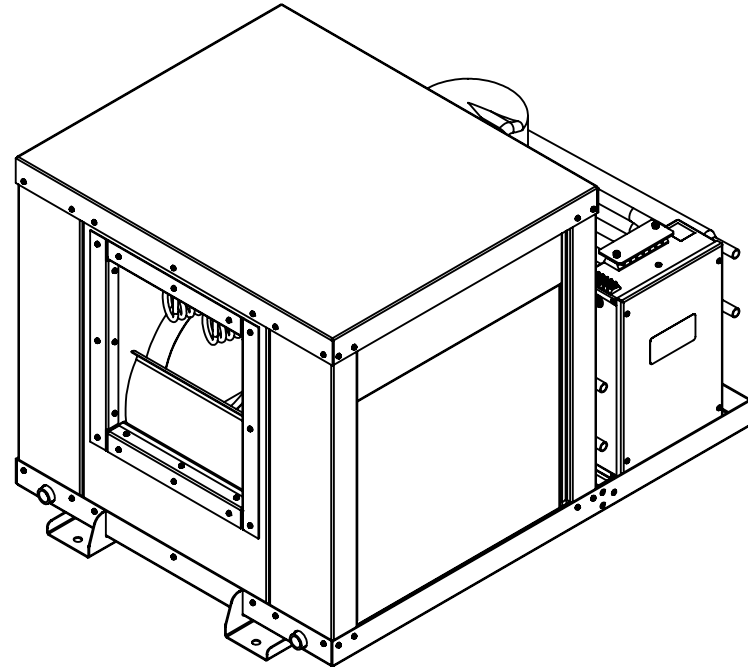


PART NUMBER	DESCRIPTION
20050-001	ASSEMBLY, AIR CONDITIONER FM60S-H, 39L X 28W X 26H, 230V TOP
20050-002	ASSEMBLY, AIR CONDITIONER FM60S-H, 39L X 28W X 26H, 230V SIDE
20050-011	ASSEMBLY, AIR CONDITIONER FM60S-H, 39L X 28W X 26H, 230V TOP, WITH OPTIONAL HEAT
20050-012	ASSEMBLY, AIR CONDITIONER FM60S-H, 39L X 28W X 26H, 230V SIDE, WITH OPTIONAL HEAT

FLAGSHIP MARINE, INC.				
REV.	ZONE	DESCRIPTION	DATE	ENG APPROVAL
01	-	INITIAL CHECK-IN	12/16/2010	-
02	-	UPDATED WITH PART REVISIONS	2/14/2011	-
03	-	ADDED HARDWARE	2/25/2011	-



**20050-011 SHOWN
SEE SHEET 3 AND 4 OF 3 FOR DIMENSIONS**



**20050-012 SHOWN
SEE SHEET 3 AND 4 OF 3 FOR DIMENSIONS**

ITEM NO.	PART NUMBER	DESCRIPTION	20050-001/QTY.	20050-002/QTY.	20050-011/QTY.	20050-012/QTY.
34	ZR54K5-PFV-800	COMPRESSOR, 1PH, 60 Hz, 208-230V	1	1	1	1
33	Selected Wide FW 0.375		4	-	4	-
32	Regular LW 0.375		4	4	4	4
31	HNUT 0.3750-16-D-N		4	-	4	-
30	80055-001	WELDMENT, PANEL, ACCESS, AIR CONDITIONER, FMAC60S-H	-	1	-	1
29	80054-001	WELDMENT, LID, AIR CONDITIONER, FMAC60S-H	1	-	1	-
28	80053-001	WELDMENT, DRAIN PAN, EVAPORATOR, FMAC60S-H	2	2	2	2
27	80052-001	WELDMENT, BASE, AIR CONDITIONER, FM48S-H / FM60S-H / FM72S-H	1	1	1	1
26	72396	#8-32 x 3/8" PHMS 18-8 SS	-	-	4	4
25	70169-001	FABRICATION, LID, ENCLOSURE, HEATER COIL, AIR CONDITIONER, FM48S - FM180S	-	-	1	1
24	70168-001	FABRICATION, ENCLOSURE, HEATER COIL, AIR CONDITIONER, FM48S - FM180S	-	-	1	1
23	70081-002	FABRICATION, BRACKET, BLOWER, AIR CONDITIONER, FM48S/60S/72S/96S/120S/180S-H	-	2	-	2
22	70081-001	FABRICATION, BRACKET, BLOWER, AIR CONDITIONER, FM48S/60S/72S/96S/120S/180S-H	2	-	2	-
21	70079-001	FABRICATION, PANEL, CLOSE OUT, AIR CONDITIONER, FMAC60S-H	2	2	2	2
20	70078-001	FABRICATION, PANEL, ACCESS, AIR CONDITIONER, FMAC60S-H	2	1	2	1
19	70075-001	FABRICATION, BRACKET, WATER COIL, FM48S/60S/120S/180S-H	1	1	1	1
18	70073-012	FABRICATION, PANEL, CORNER, AIR CONDITIONER, FM48S/60S/120S/180S-H	1	1	1	1
17	70073-002	FABRICATION, PANEL, CORNER, AIR CONDITIONER, FM48S/60S/120S/180S-H	1	1	1	1
16	70073-001	FABRICATION, PANEL, CORNER, AIR CONDITIONER, FM48S/60S/120S/180S-H	2	2	2	2
15	70071-001	FABRICATION, LID, AIR CONDITIONER, FMAC60S-H	-	1	-	1
14	70067-101	FABRICATION, BRACKET, BLOWER 1XJY2, AIR HANDLER	2	2	2	2
13	70067-001	FABRICATION, BRACKET, BLOWER 1XJY2, AIR HANDLER	2	2	2	2
12	60216-001	EVAPORATOR, 36000 MBTU, 17.50HX18.13W, 3 ROW	2	2	2	2
11	60131-001	GROMMET, 11/16" PUSH-IN LOCKING, NYLON	3	3	4	4
10	60071-001	STANDOFF, .385 ID X 1.406 OD X 1.00 THK, 70 DURO EPDM BLACK	4	4	4	4
9	60070-001	WASHER, .385 ID X 1.406 OD X .25 THK, 60 DURO EPDM BLACK	4	4	4	4
8	60062-001	THERMAL LIMIT SWITCH, 130 DEGREE	-	-	1	1
7	60060-001	THERMAL LIMIT SWITCH, 110 DEGREE	-	-	2	2
6	60035-001	HEATER ELEMENT, COIL, 74"L, 8MM, 4000W, 230VAC, DBL END THRD BULKHEAD	-	-	2	2
5	60014-001	BLOWER, PSC, FORWARD CURVE, DIRECT DRIVE, WHEEL DIA 13"	1	1	1	1
4	50011-001	FABRICATION, TUBING, AIR CONDITIONER, FM60S-H	2	2	2	2
3	20016-001	ASSEMBLY, CONTROL BOX, SELF CONTAINED, A/C, 48K-120K UNIVERSAL	1	1	1	1
2	1131943	#8-18 X 1/2" HW #3 PT SELF DRILLING SCREW, 410 SS	80	80	90	90
1	41424	RIVET 3/16" DIA .062-.125" GRIP RANGE, SSB62S STAINLESS	27	27	27	27

FLAGSHIP MARINE, INC. BILL OF MATERIALS

FLAGSHIP MARINE, INC.
2427 SE DIXIE HIGHWAY
STUART | FLORIDA | 34996 | USA
(772) 283-1609 | (800) 319-6426
FAX (772) 283-4611

PROPRIETARY AND CONFIDENTIAL

THIS DOCUMENT CONTAINS INFORMATION PROPRIETARY TO FLAGSHIP MARINE, INC. NO PART MAY BE REPRODUCED, USED IN ANY FORM, OR STORED ELECTRONICALLY WITHOUT THE WRITTEN PERMISSION OF FLAGSHIP MARINE, INC.

UNLESS OTHERWISE SPECIFIED:		NAME	DATE
DIMENSIONS ARE IN INCHES		DRAWN	SWC 5/7/2009
TOLERANCES:		CHECKED	TCM -
FRACTIONS ± 1/32		ENG APPR.	TCM -
ANG: MACH ± 0°30' BEND ± 2°		MFG APPR.	TCM -
DECIMALS .XX ± .01		Q.A.	EAS -
.XXX ± .005		PERP STRAIGHTNESS ± .003/IN	
HOLE Ø .XX ± .005		FLATNESS ± .005/IN	
INTERPRET GEOMETRIC TOLERANCING PER: ASME Y14.5M		THREADS:	
MATERIAL		EXTERNAL - CLASS 2A	
FINISH		INTERNAL - CLASS 2B	
NEXT ASSY		MACHINED SURFACES: ✓ U.O.S	
USED ON			
APPLICATION		DO NOT SCALE DRAWING	

TITLE: **ASSEMBLY, AIR CONDITIONER FM60S-H, 39L X 28W X 26H**

PART NO. **20050-0XX**

SIZE **B** DWG. NO. **FM20050** REV **03**

OLD PART NO. -

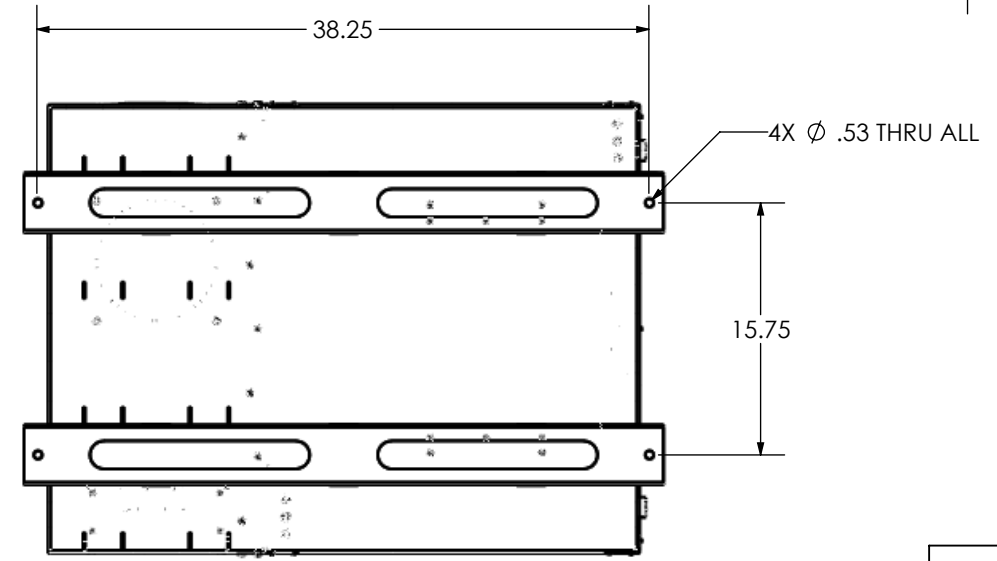
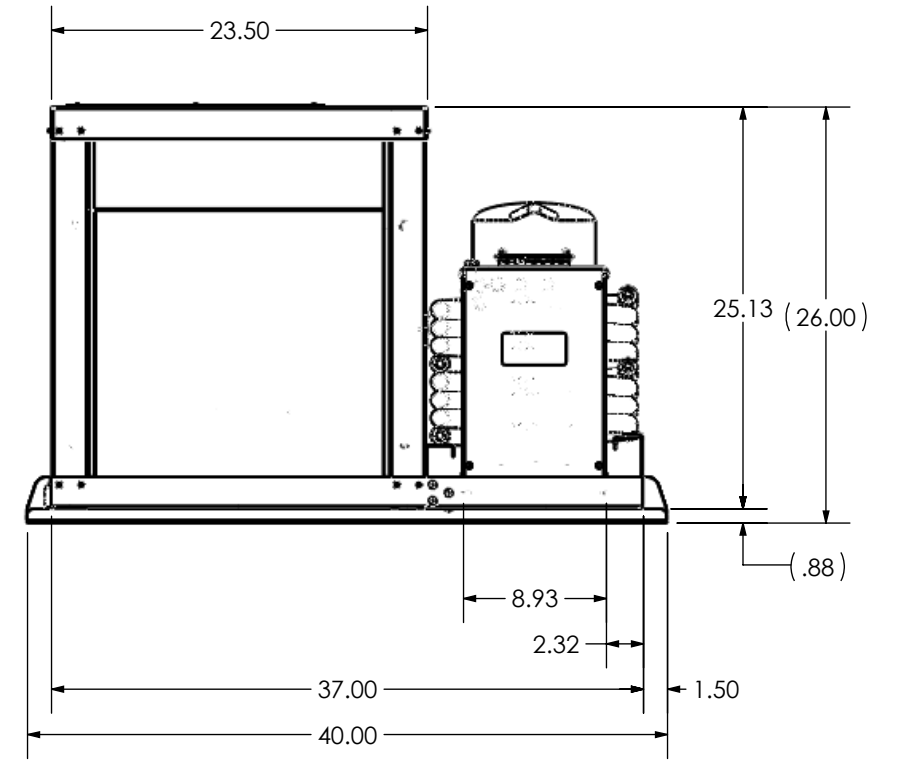
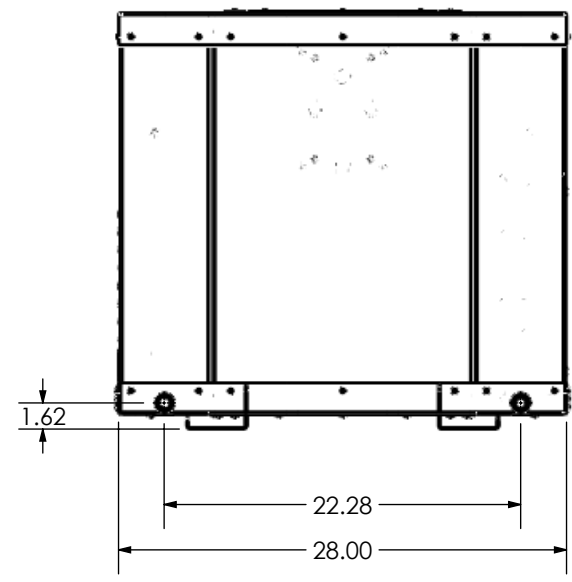
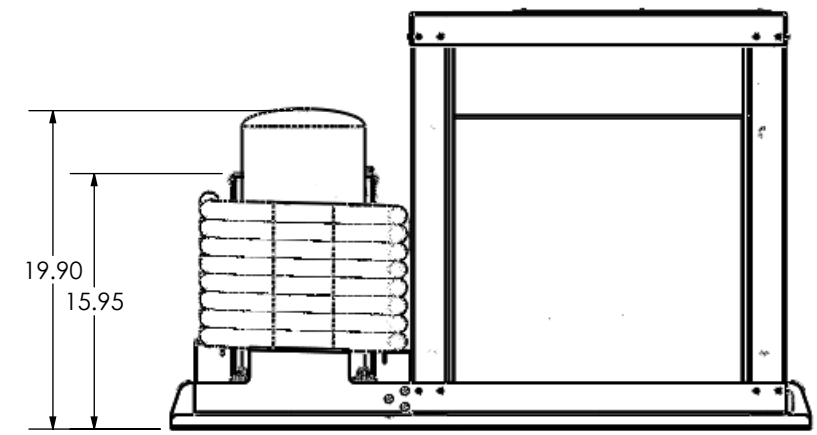
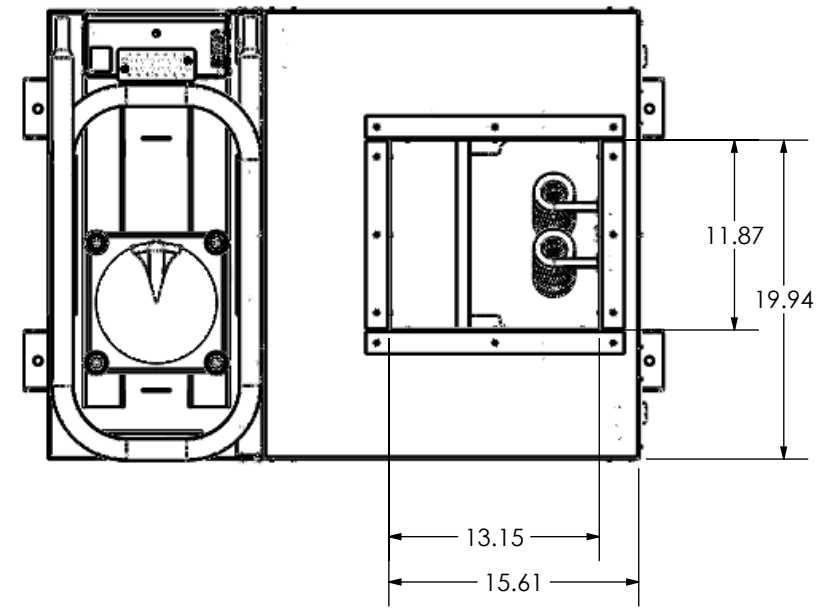
SCALE: 1:12 | WGT: 531.34 LBS | SHEET 1 OF 3

NOTES:
2. PREFERRED LIMITS AND FITS PER ANSI B4.1 (INCHES).
1. DIMENSIONING & TOLERANCING PER ASME Y14.5M.

8 7 6 5 4 2 1

D
C
B
A

D
C
B
A



**20050-011 SHOWN
SEE SHEET 1 OF 3 FOR BILL OF MATERIALS**

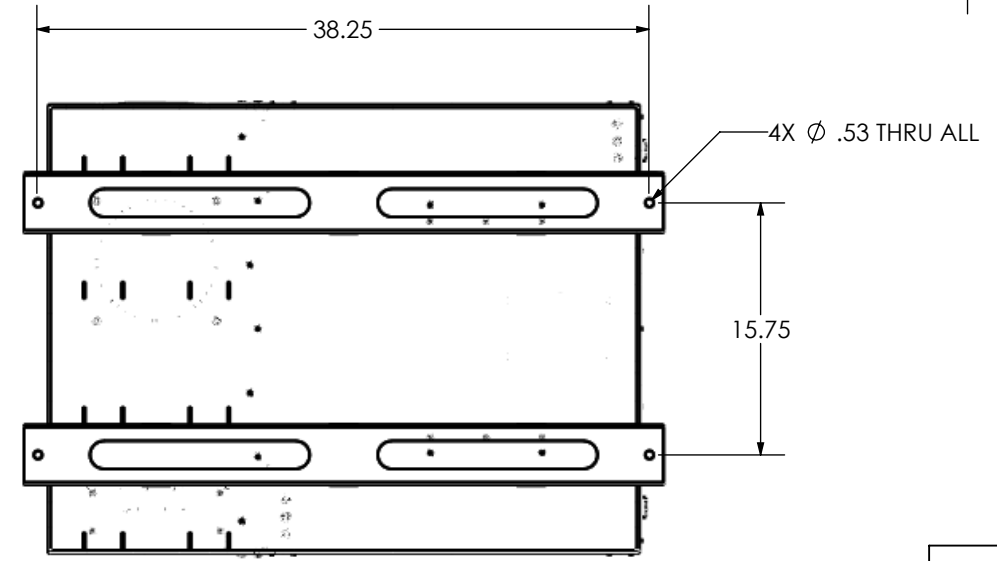
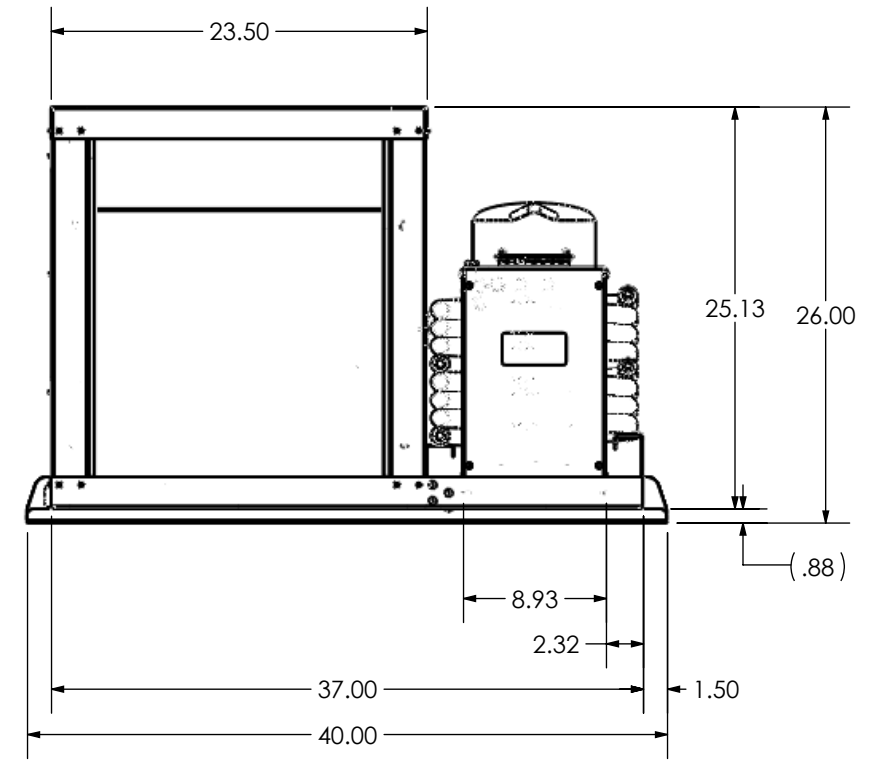
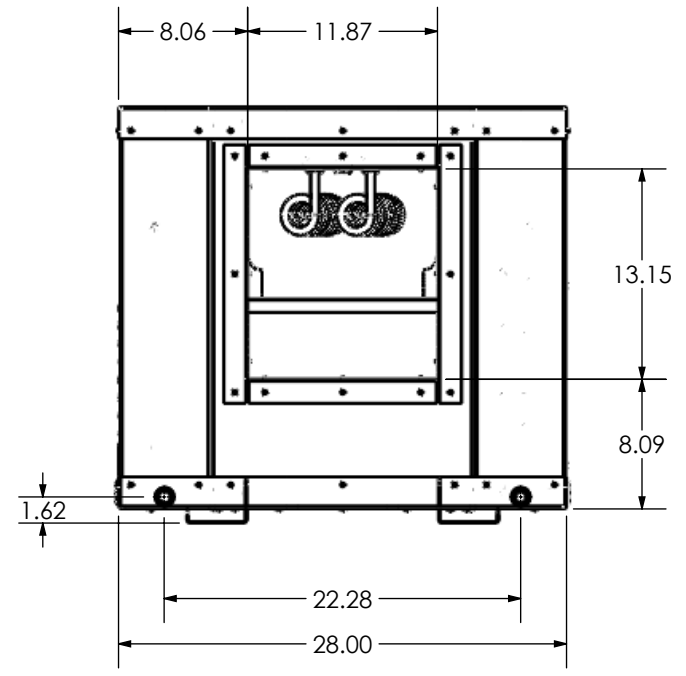
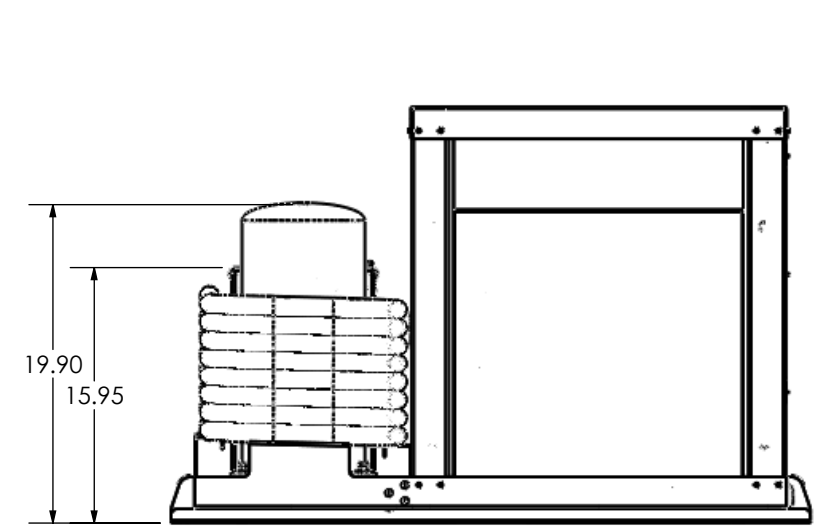
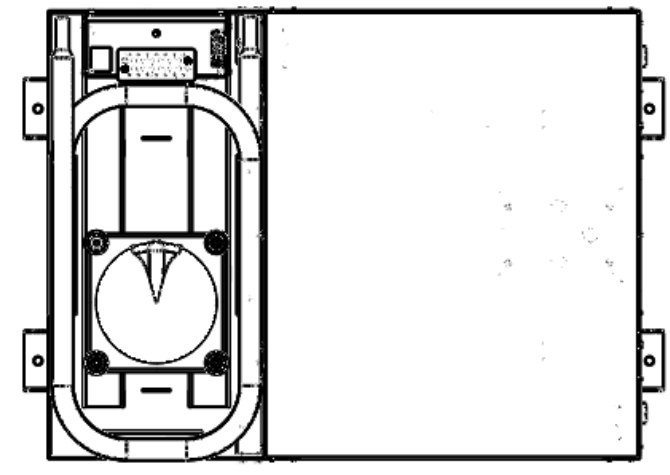
2427 SE DIXIE HIGHWAY STUART FLORIDA 34996 USA (772) 283-1609 (800) 319-6426 FAX (772) 283-4611	DRAWN -	SIZE	DRAWING NO.	REV
	CHECKED -	B	FM20050	03
	ENG APPR. -	WGT: 531.34 LBS	SCALE: 1:12	SHEET 2 OF 3

8 7 6 5 4 3 2 1

8 7 6 5 4 3 2 1

D
C
B
A

D
C
B
A



**20050-012 SHOWN
SEE SHEET 1 OF 3 FOR BILL OF MATERIALS**

2427 SE DIXIE HIGHWAY STUART FLORIDA 34996 USA (772) 283-1609 (800) 319-6426 FAX (772) 283-4611	DRAWN -	SIZE	DRAWING NO.	REV
	CHECKED -	B	FM20050	03
	ENG APPR. -	WGT: 528.52 LBS	SCALE: 1:12	SHEET 3 OF 3

8 7 6 5 4 3 2 1