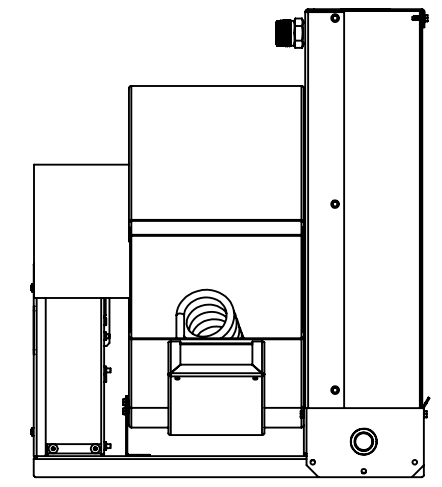
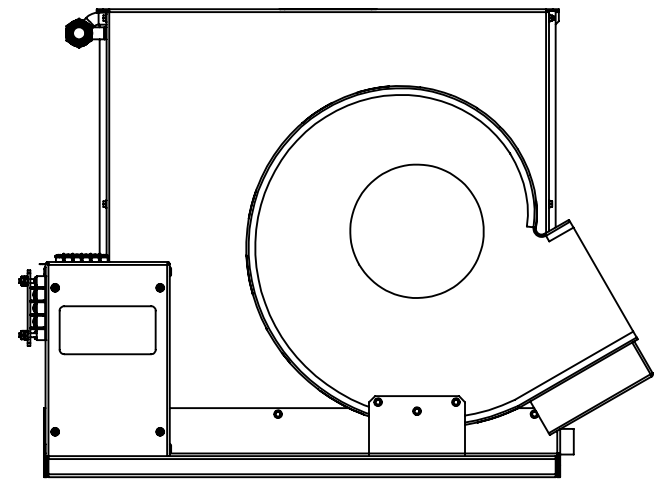
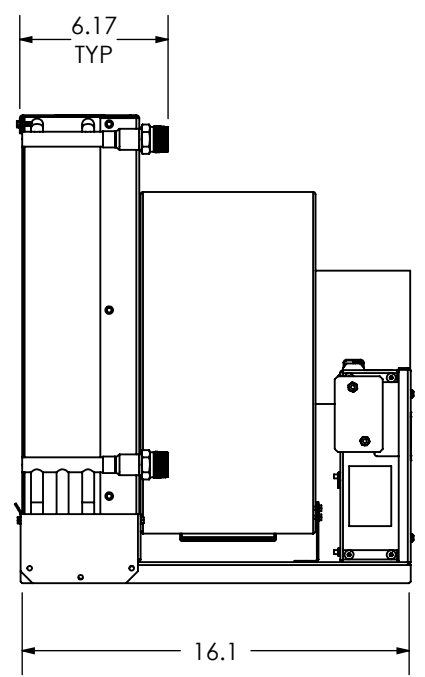
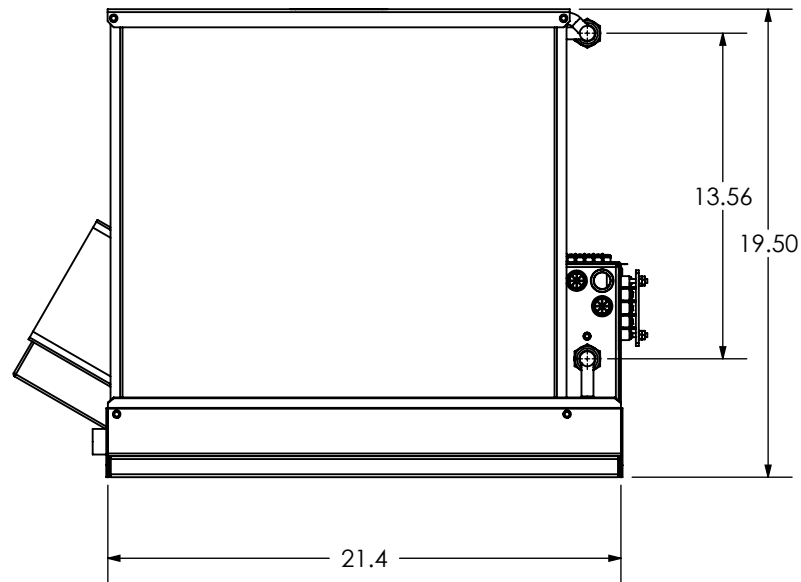
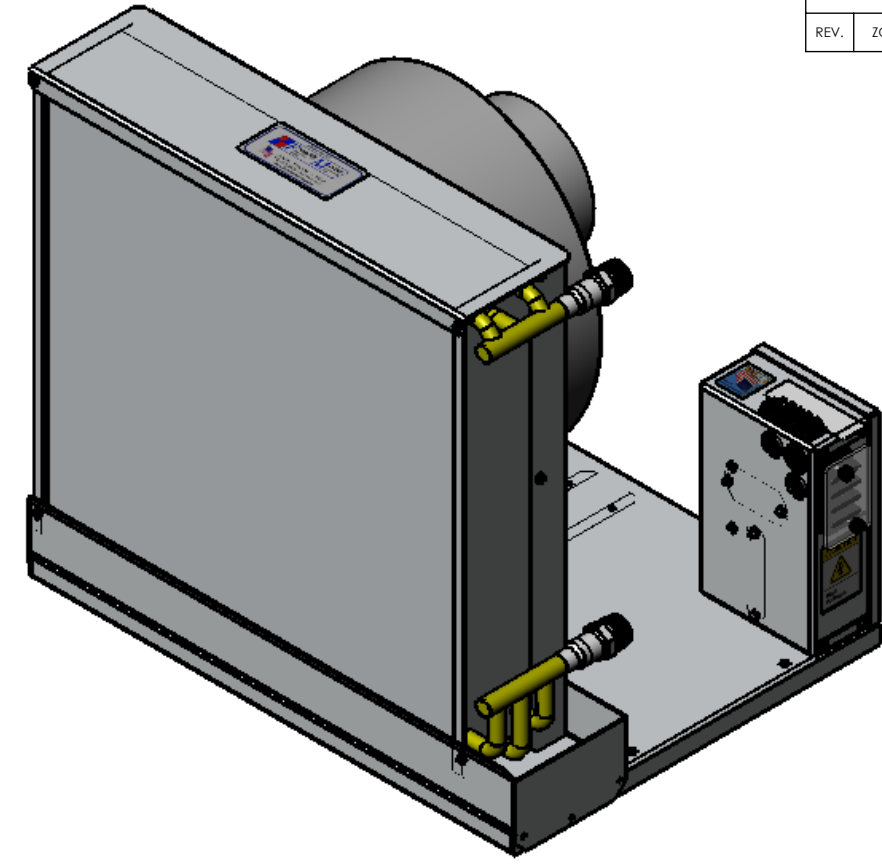
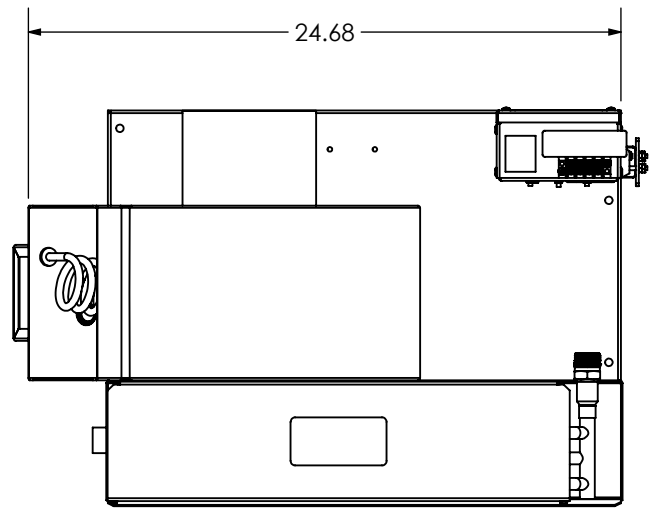


FLAGSHIP MARINE, INC.				
REV.	ZONE	DESCRIPTION	DATE	ENG APPROVAL



2. PREFERRED LIMITS AND FITS PER ANSI B4.1 (INCHES).  
 1. DIMENSIONING & TOLERANCING PER ASME Y14.5M.

NOTES:

**Flagship Marine**  
 FLAGSHIP MARINE, INC.  
 2427 SE DIXIE HIGHWAY  
 STUART | FLORIDA | 34996 | USA  
 (772) 283-1609 | (800) 319-6426  
 FAX (772) 283-4611

**PROPRIETARY AND CONFIDENTIAL**  
 THIS DOCUMENT CONTAINS INFORMATION PROPRIETARY TO FLAGSHIP MARINE, INC. NO PART MAY BE REPRODUCED, USED IN ANY FORM, OR STORED ELECTRONICALLY WITHOUT THE WRITTEN PERMISSION OF FLAGSHIP MARINE, INC.

UNLESS OTHERWISE SPECIFIED:			
DIMENSIONS ARE IN INCHES			
TOLERANCES:			
FRACTIONS ± 1/32			
ANG: MACH ± 0°30' BEND ± 2°			
DECIMALS .XX ± .01			
.XXX ± .005			
HOLE Ø .XX ± .005			
INTERPRET GEOMETRIC TOLERANCING PER: ASME Y14.5M			
MATERIAL			
FINISH			
NEXT ASSY	USED ON		
APPLICATION		DO NOT SCALE DRAWING	

	NAME	DATE
DRAWN	SWC	4/29/2009
CHECKED	TCM	-
ENG APPR.	TCM	-
MFG APPR.	TCM	-
Q.A.	EAS	-
PERP STRAIGHTNESS	± .003/IN	
FLATNESS	± .005/IN	
THREADS:		
EXTERNAL - CLASS 2A		
INTERNAL - CLASS 2B		
MACHINED SURFACES:	√ U.O.S	

TITLE: ASSEMBLY, CHILLED WATER, FAN COIL, FM36CWFC		
PART NO. 20082-001		
SIZE <b>B</b>	DWG. NO. <b>FM20082</b>	REV -
OLD PART NO. -		
SCALE: 1:8	WGT: 112.03 LBS	SHEET 1 OF 1