

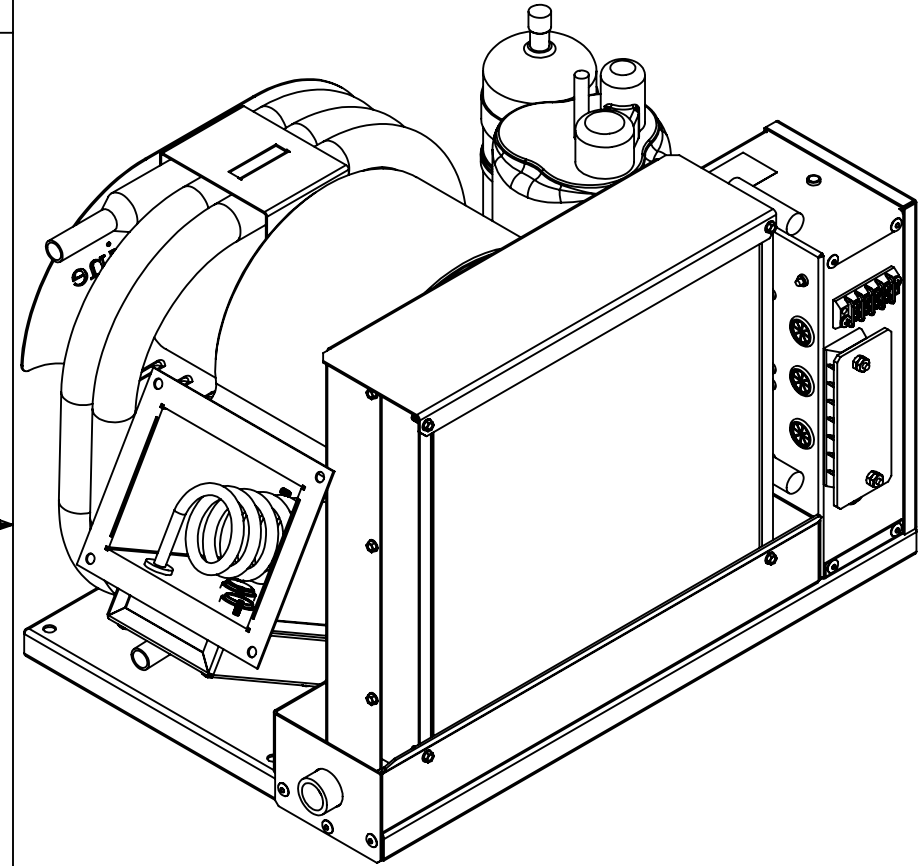
PART NUMBER	DESCRIPTION
20023-001	ASSEMBLY, AIR CONDITIONER FM16R, 19.75L X 13.25W X 13.50H, 120V SIDE
20023-011	ASSEMBLY, AIR CONDITIONER FM16R, 19.75L X 13.25W X 13.50H, 120V SIDE, WITH OPTIONAL HEAT
20023-101	ASSEMBLY, AIR CONDITIONER FM16R, 19.75L X 13.25W X 13.50H, 230V SIDE
20023-111	ASSEMBLY, AIR CONDITIONER FM16R, 19.75L X 13.25W X 13.50H, 230V SIDE, WITH OPTIONAL HEAT

FLAGSHIP MARINE, INC.				
REV.	ZONE	DESCRIPTION	DATE	ENG APPROVAL
01		INITIAL CHECK-IN	9/10/2010	
02		CONDENSER ORIENTATION UPDATED	10/8/2010	
03		DESCRIPTION UPDATED TO FM16R, WAS FM12R	2/16/2011	

29	ML6360000A20000	M6 DIN 127 A2 SPLIT LOCK WASHER, 18-8 SS	4	4	4	4
28	M82550012A20000	M6-1.0 X 12MM DIN 933 CLASS A2 CAP SCREW, SS	4	4	4	4
27	80023-001	WELDMENT, DRAIN PAN, EVAPORATOR, AIR CONDITIONER, FM12R, FM16R & FM18R, SIDE	1	1	1	1
26	70111-001	FABRICATION, SHROUD, EVAPORATOR, AIR CONDITIONER, FM16R, SIDE	1	1	1	1
25	70109-001	FABRICATION, BASE, AIR CONDITIONER, FM16R & FM18R	1	1	1	1
24	70105-002	FABRICATION, BRACKET, CONDENSER, AIR CONDITIONER, FM16R & FM18R, SIDE	1	1	1	1
23	70099-001	FABRICATION, SUPPORT, BASE, AIR CONDITIONER, FM16R & FM18R	1	1	1	1
22	70098-001	FABRICATION, BRACKET, BLOWER, AIR CONDITIONER, FM12R, FM16R & FM18R	1	1	1	1
21	70091-001	DETAIL, PLATE, DECORATIVE CONDENSER COVER, FM12R /FM16R / FM18R	1	1	1	1
20	70086-001	FABRICATION, LID, ENCLOSURE, HEATER COIL, AIR CONDITIONER, FM9R	-	1	1	-
19	70085-001	FABRICATION, ENCLOSURE, HEATER COIL, AIR CONDITIONER, FM9R	-	1	1	-
18	60211-001	EVAPORATOR, 16000 MBTU, 12HX12.13W, 2 ROW	1	1	1	1
17	60131-001	GROMMET, 11/16" PUSH-IN LOCKING, NYLON	-	1	1	-
16	60062-001	THERMAL LIMIT SWITCH, 130 DEGREE	-	1	1	-
15	60060-001	THERMAL LIMIT SWITCH, 110 DEGREE	-	1	1	-
14	60032-002	HEATER ELEMENT, COIL, 45"L, 8MM, 2000W, 240VAC, DBL END THRD BULKHEAD	-	-	1	-
13	60032-001	HEATER ELEMENT, COIL, 45"L, 8MM, 2000W, 120VAC, DBL END THRD BULKHEAD	-	1	-	-
12	60010-001	BLOWER, PSC, SHADED POLE, 1TDT3, 230V	-	-	1	1
11	60006-001	BLOWER, PSC, SHADED POLE, 1TDT2, 115V	1	1	-	-
10	50003-001	FABRICATION, TUBING, AIR CONDITIONER, FM12R / FM16R / FM18R	1	1	1	1
9	2P19S3R236A-1A	COMPRESSOR, 1PH, 60 Hz, 115V	-	-	1	1
8	2P17S3R126B-1A	COMPRESSOR, 1PH, 60 Hz, 115V	1	1	-	-
7	20015-001	ASSEMBLY, CONTROL BOX, SELF CONTAINED, A/C, UNIVERSAL	1	1	1	1
6	1131943	#8-18 X 1/2" HWH #3 PT SELF DRILLING SCREW, 410 SS	16	20	20	16
5	74113	3/8" DIA. SHOULDER SCREW, HEX HEAD, 1-1/4" L X 5/16"-18 THREAD, 18-8 SS	3	3	3	3
4	72396	#8-32 x 3/8" PHMS 18-8 SS	-	4	4	-
3	71212	1/4" X 1.0" FENDER WASHER, 18-8 SS	3	3	3	3
2	70861	5/16-18 NYLOCK NUT, 18-8 SS	3	3	3	3
1	41424	RIVET 3/16" DIA .062-.125" GRIP RANGE, SSB62S STAINLESS	21	21	21	21

ITEM NO.	PART NUMBER	DESCRIPTION	20023-001/QTY.	20023-011/QTY.	20023-111/QTY.	20023-101/QTY.
----------	-------------	-------------	----------------	----------------	----------------	----------------

FLAGSHIP MARINE, INC. BILL OF MATERIALS



**20023-011 SHOWN
SEE SHEET 3 OF 4 FOR DIMENSIONS**

4. NO DEVIATION FROM THIS DESIGN WILL BE ACCEPTED WITHOUT THE PRIOR WRITTEN CONSENT OF FLAGSHIP MARINE, INC. (NINGUNA DESVIACION SE PERMITERA SIN AUTORIZACION ESCRITA PREVIA DE FLAGSHIP MARINE, INC.)
3. NO SHARP EDGES PERMITTED.
2. PREFERRED LIMITS AND FITS PER ANSI B4.1 (INCHES).
1. DIMENSIONING & TOLERANCING PER ASME Y14.5M.

NOTES:

Flagship Marine
CORPORATION
EST. 1982

FLAGSHIP MARINE, INC.
2427 SE DIXIE HIGHWAY
STUART | FLORIDA | 34996 | USA
(772) 283-1609 | (800) 316-6426
FAX (772) 283-4611

PROPRIETARY AND CONFIDENTIAL

THIS DOCUMENT CONTAINS INFORMATION PROPRIETARY TO FLAGSHIP MARINE, INC. NO PART MAY BE REPRODUCED, USED IN ANY FORM, OR STORED ELECTRONICALLY WITHOUT THE WRITTEN PERMISSION OF FLAGSHIP MARINE, INC.

UNLESS OTHERWISE SPECIFIED:	NAME	DATE
DIMENSIONS ARE IN INCHES	DRAWN	SWC 8/2/2010
TOLERANCES:	CHECKED	TCM -
FRACTIONS ± 1/32	ENG APPR.	TCM -
ANG: MACH ± 0°30' BEND ± 2°	MFG APPR.	TCM -
DECIMALS .XX ± .01	Q.A.	EAS -
.XXX ± .005	PERP	∟ .003/IN
HOLE Ø .XX ± .005	STRAIGHTNESS	≡ .005/IN
INTERPRET GEOMETRIC TOLERANCING PER: ASME Y14.5M	FLATNESS	▭ .005/IN
MATERIAL	THREADS:	EXTERNAL - CLASS 2A
FINISH		INTERNAL - CLASS 2B
NONE		MACHINED SURFACES: √ U.O.S
APPLICATION		
DO NOT SCALE DRAWING		

TITLE: ASSEMBLY, AIR CONDITIONER FM16R, 19.75L X 13.25W X 13.50H, SIDE

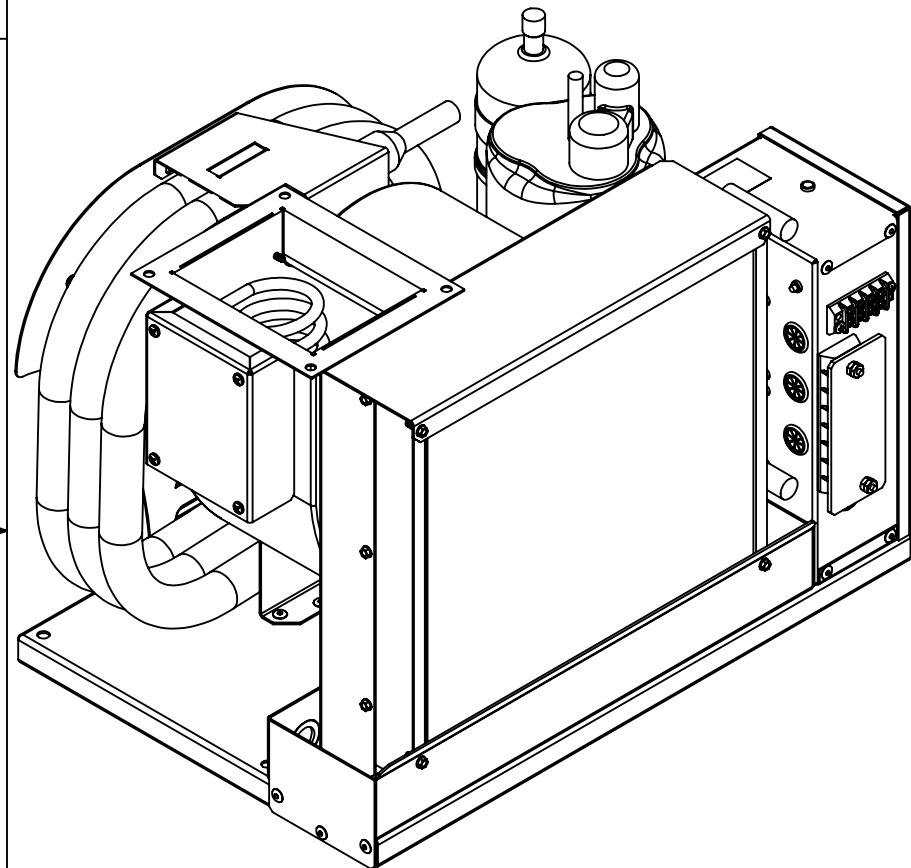
PART NO. 20023-XX1

SIZE DWG. NO. REV
B **FM20023** **03**

OLD PART NO. -

SCALE: 1:5 WGT: 111.36 LBS SHEET 1 OF 4

PART NUMBER	DESCRIPTION
20023-002	ASSEMBLY, AIR CONDITIONER FM16R, 19.75L X 13.25W X 13.50H, 120V TOP
20023-012	ASSEMBLY, AIR CONDITIONER FM16R, 19.75L X 13.25W X 13.50H, 120V TOP, WITH OPTIONAL HEAT
20023-102	ASSEMBLY, AIR CONDITIONER FM16R, 19.75L X 13.25W X 13.50H, 230V TOP
20023-112	ASSEMBLY, AIR CONDITIONER FM16R, 19.75L X 13.25W X 13.50H, 230V TOP, WITH OPTIONAL HEAT



**20023-012 SHOWN
SEE SHEET 4 OF 4 FOR DIMENSIONS**

29		BLOWER, PSC, SHADED POLE, 1TDT2, 115V	1	1	-	-
28	ML6360000A20000	M6 DIN 127 A2 SPLIT LOCK WASHER, 18-8 SS	4	4	4	4
27	M82550012A20000	M6-1.0 X 12MM DIN 933 CLASS A2 CAP SCREW, SS	4	4	4	4
26	80023-002	WELDMENT, DRAIN PAN, EVAPORATOR, AIR CONDITIONER, FM12R, FM16R FM18R, TOP	1	1	1	1
25	70111-002	FABRICATION, SHROUD, EVAPORATOR, AIR CONDITIONER, FM16R, TOP	1	1	1	1
24	70109-001	FABRICATION, BASE, AIR CONDITIONER, FM16R & FM18R	1	1	1	1
23	70106-002	FABRICATION, BRACKET, CONDENSER, AIR CONDITIONER, FM16R & FM18R, TOP	1	1	1	1
22	70099-001	FABRICATION, SUPPORT, BASE, AIR CONDITIONER, FM16R & FM18R	1	1	1	1
21	70098-001	FABRICATION, BRACKET, BLOWER, AIR CONDITIONER, FM12R, FM16R & FM18R	1	1	1	1
20	70091-001	DETAIL, PLATE, DECORATIVE CONDENSER COVER, FM12R /FM16R / FM18R	1	1	1	1
19	70086-001	FABRICATION, LID, ENCLOSURE, HEATER COIL, AIR CONDITIONER, FM9R	1	-	-	1
18	70085-001	FABRICATION, ENCLOSURE, HEATER COIL, AIR CONDITIONER, FM9R	1	-	-	1
17	60211-001	EVAPORATOR, 16000 MBTU, 12HX12.13W, 2 ROW	1	1	1	1
16	60131-001	GROMMET, 11/16" PUSH-IN LOCKING, NYLON	1	-	-	1
15	60062-001	THERMAL LIMIT SWITCH, 130 DEGREE	1	-	-	1
14	60060-001	THERMAL LIMIT SWITCH, 110 DEGREE	1	-	-	1
13	60032-002	HEATER ELEMENT, COIL, 45"L, 8MM, 2000W, 240VAC, DBL END THRD BULKHEAD	-	-	-	1
12	60032-001	HEATER ELEMENT, COIL, 45"L, 8MM, 2000W, 120VAC, DBL END THRD BULKHEAD	1	-	-	-
11	60010-001	BLOWER, PSC, SHADED POLE, 1TDT3, 230V	-	-	1	1
10	50003-001	FABRICATION, TUBING, AIR CONDITIONER, FM12R / FM16R / FM18R	1	1	1	1
9	2P19S3R236A-1A	COMPRESSOR, 1PH, 60 Hz, 115V	-	-	1	1
8	2P17S3R126B-1A	COMPRESSOR, 1PH, 60 Hz, 115V	1	1	-	-
7	20015-001	ASSEMBLY, CONTROL BOX, SELF CONTAINED, A/C, UNIVERSAL	1	1	1	1
6	1131943	#8-18 X 1/2" HWH #3 PT SELF DRILLING SCREW, 410 SS	20	16	16	20
5	74113	3/8" DIA. SHOULDER SCREW, HEX HEAD, 1-1/4" L X 5/16"-18 THREAD, 18-8 SS	3	3	3	3
4	72396	#8-32 x 3/8" PHMS 18-8 SS	4	-	-	4
3	71212	1/4" X 1.0" FENDER WASHER, 18-8 SS	3	3	3	3
2	70861	5/16-18 NYLOCK NUT, 18-8 SS	3	3	3	3
1	41424	RIVET 3/16" DIA .062-.125" GRIP RANGE, SSB62S STAINLESS	21	21	21	21

ITEM NO.	PART NUMBER	DESCRIPTION	20023-012/QTY.	20023-002/QTY.	20023-102/QTY.	20023-112/QTY.
----------	-------------	-------------	----------------	----------------	----------------	----------------

FLAGSHIP MARINE, INC. BILL OF MATERIALS

4. NO DEVIATION FROM THIS DESIGN WILL BE ACCEPTED WITHOUT THE PRIOR WRITTEN CONSENT OF FLAGSHIP MARINE, INC. (NINGUNA DESVIACION SE PERMITERA SIN AUTORIZACION ESCRITA PREVIA DE FLAGSHIP MARINE, INC.)
3. NO SHARP EDGES PERMITTED.
2. PREFERRED LIMITS AND FITS PER ANSI B4.1 (INCHES).
1. DIMENSIONING & TOLERANCING PER ASME Y14.5M.
- NOTES:

FLAGSHIP MARINE, INC.
2427 SE DIXIE HIGHWAY
STUART | FLORIDA | 34996 | USA
(772) 283-1609 | (800) 316-6426
FAX (772) 283-4611

PROPRIETARY AND CONFIDENTIAL

THIS DOCUMENT CONTAINS INFORMATION PROPRIETARY TO FLAGSHIP MARINE, INC. NO PART MAY BE REPRODUCED, USED IN ANY FORM, OR STORED ELECTRONICALLY WITHOUT THE WRITTEN PERMISSION OF FLAGSHIP MARINE, INC.

UNLESS OTHERWISE SPECIFIED:	NAME	DATE
DIMENSIONS ARE IN INCHES	DRAWN	SWC 8/2/2010
TOLERANCES:	CHECKED	TCM -
FRACTIONS ± 1/32	ENG APPR.	TCM -
ANG: MACH ± 0°30' BEND ± 2°	MFG APPR.	TCM -
DECIMALS .XX ± .01	Q.A.	EAS -
.XXX ± .005	PERP	∟ .003/IN
HOLE Ø .XX ± .005	STRAIGHTNESS	— .005/IN
INTERPRET GEOMETRIC TOLERANCING PER: ASME Y14.5M	FLATNESS	▭ .005/IN
MATERIAL	THREADS:	EXTERNAL - CLASS 2A
FINISH		INTERNAL - CLASS 2B
NONE		MACHINED SURFACES: √ U.O.S
APPLICATION		
DO NOT SCALE DRAWING		

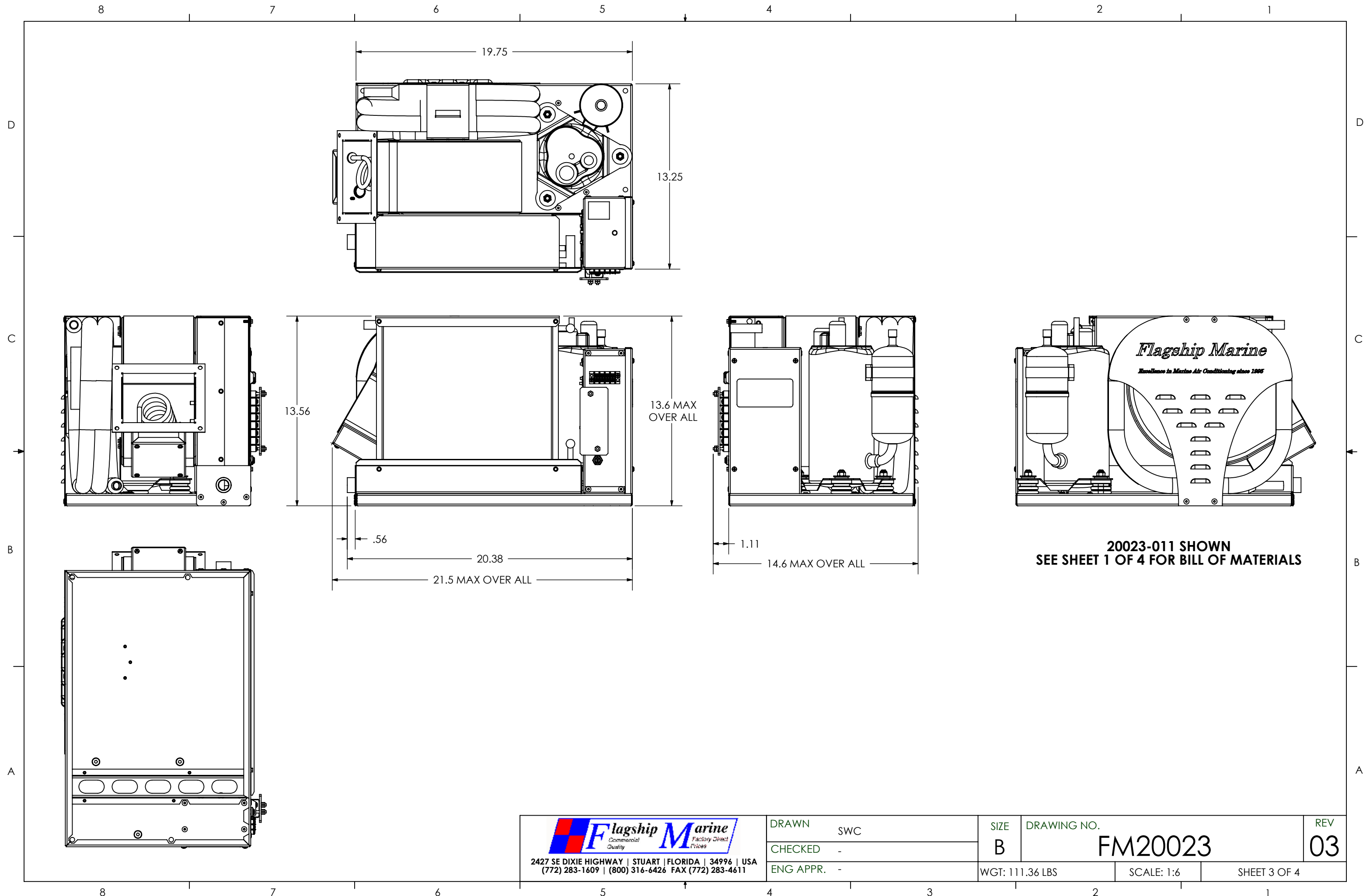
TITLE: ASSEMBLY, AIR CONDITIONER FM16R, 19.75L X 13.25W X 13.50H, TOP

PART NO. 20023-XX2

SIZE DWG. NO. REV
B FM20023 **03**

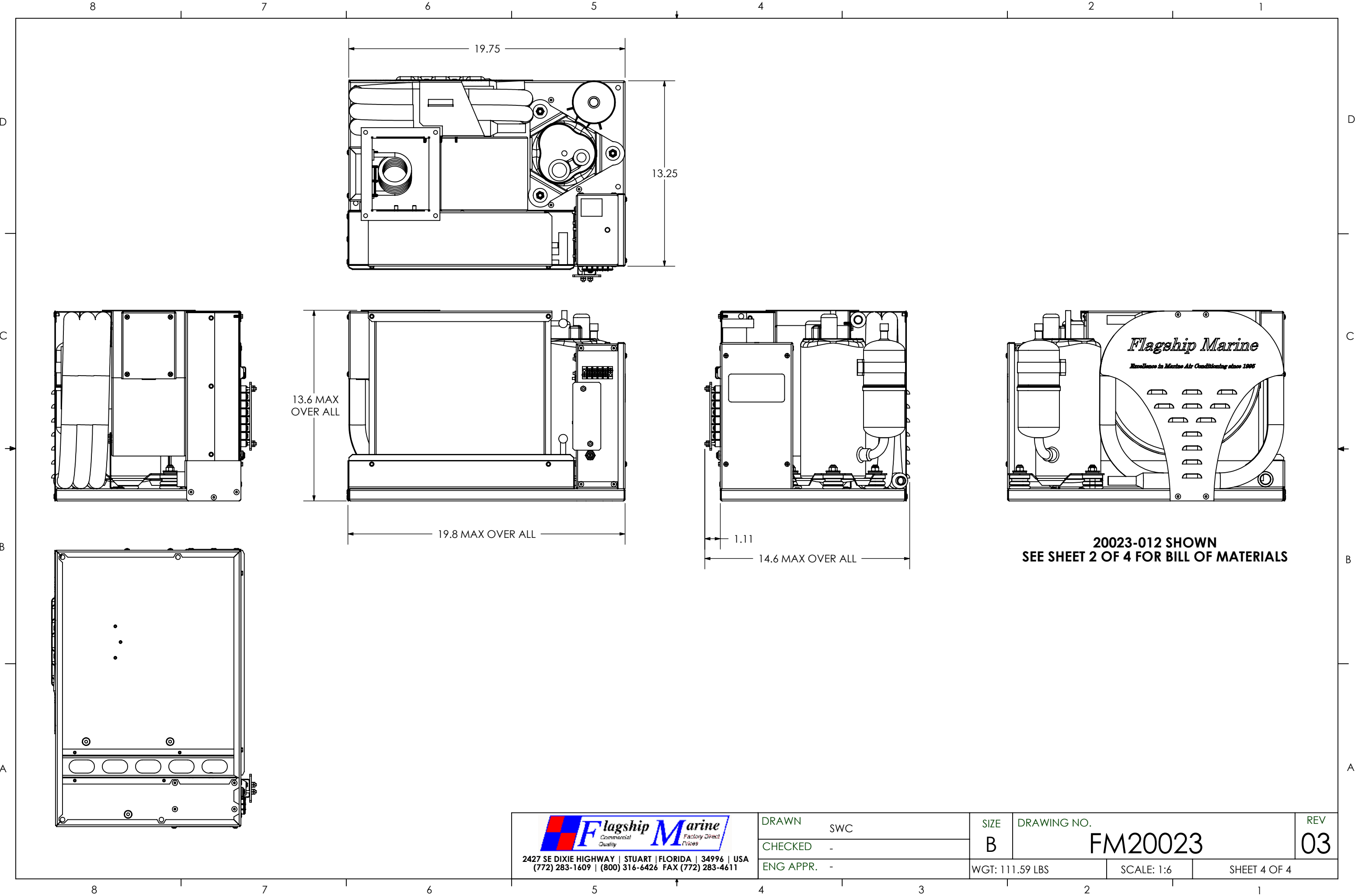
OLD PART NO. -

SCALE: 1:5 WGT: 111.59 LBS SHEET 2 OF 4



20023-011 SHOWN
SEE SHEET 1 OF 4 FOR BILL OF MATERIALS

 <p>2427 SE DIXIE HIGHWAY STUART FLORIDA 34996 USA (772) 283-1609 (800) 316-6426 FAX (772) 283-4611</p>	DRAWN	SWC	SIZE	DRAWING NO.	REV
	CHECKED	-	B	FM20023	03
ENG APPR.	-	WGT: 111.36 LBS	SCALE: 1:6	SHEET 3 OF 4	



20023-012 SHOWN
SEE SHEET 2 OF 4 FOR BILL OF MATERIALS

Flagship Marine
Commercial Quality Factory Direct Prices

2427 SE DIXIE HIGHWAY | STUART | FLORIDA | 34996 | USA
(772) 283-1609 | (800) 316-6426 FAX (772) 283-4611

DRAWN	SWC	SIZE	DRAWING NO.	REV
CHECKED	-	B	FM20023	03
ENG APPR.	-	WGT: 111.59 LBS	SCALE: 1:6	SHEET 4 OF 4