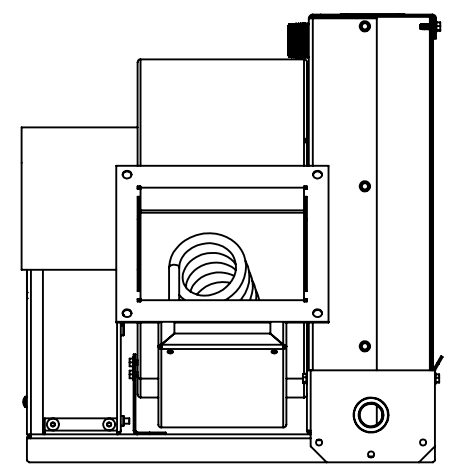
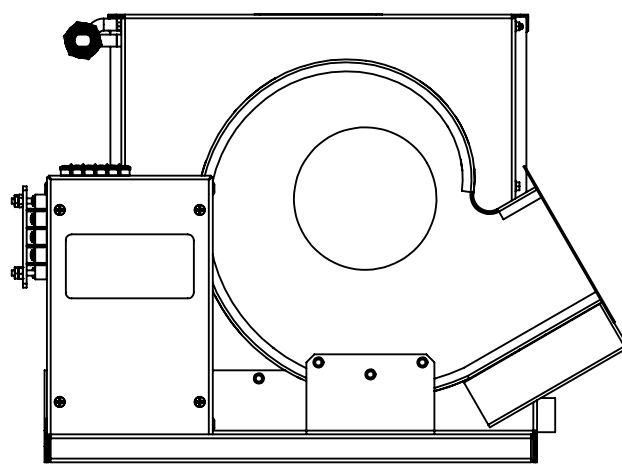
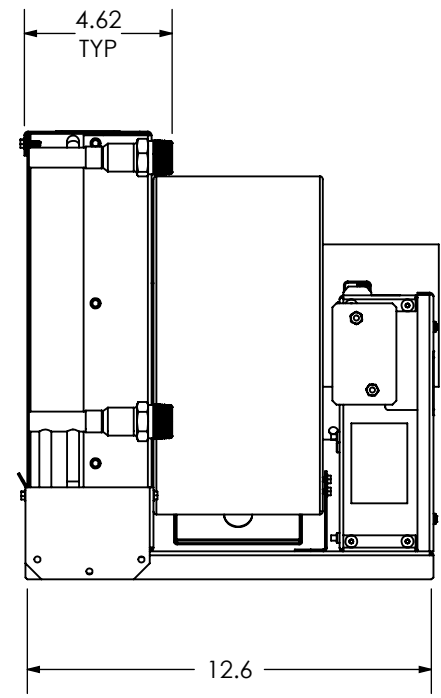
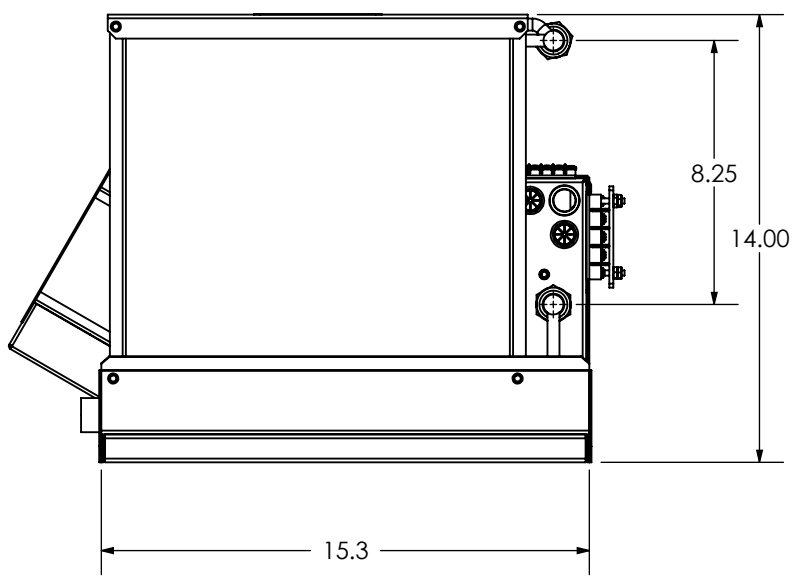
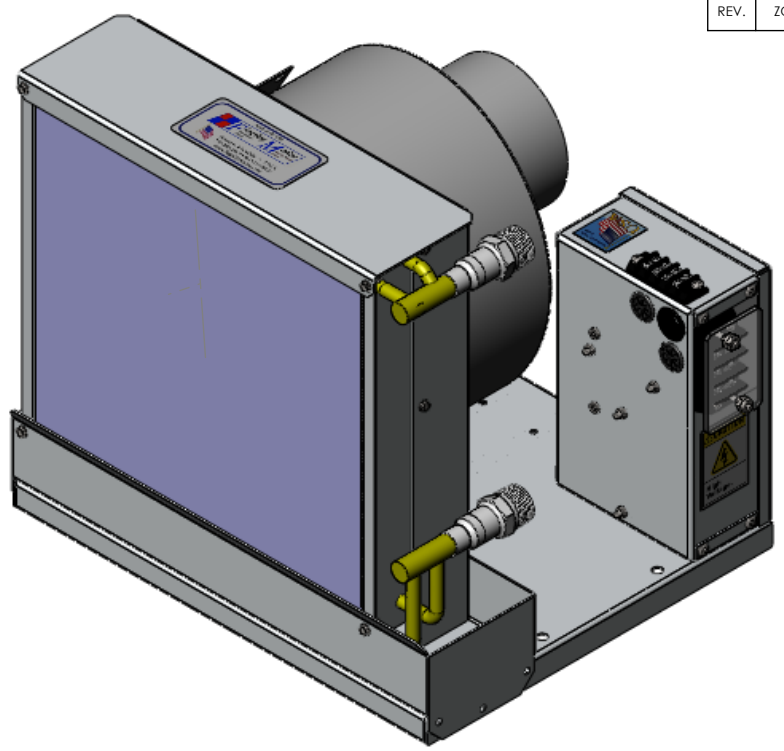
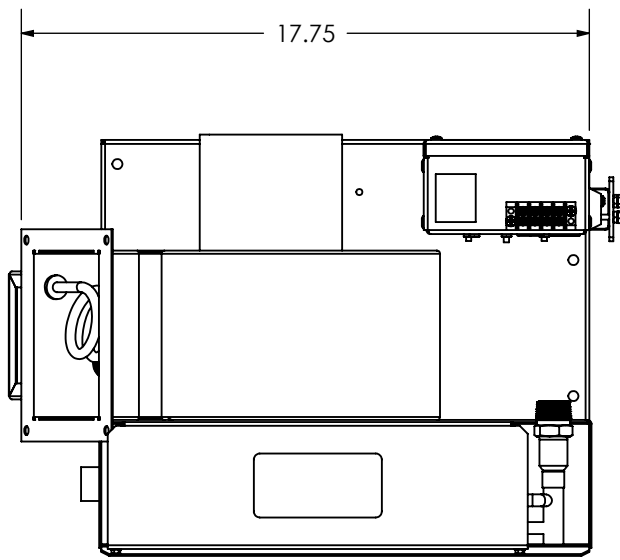


FLAGSHIP MARINE, INC.				
REV.	ZONE	DESCRIPTION	DATE	ENG APPROVAL



2. PREFERRED LIMITS AND FITS PER ANSI B4.1 (INCHES).
 1. DIMENSIONING & TOLERANCING PER ASME Y14.5M.
 NOTES:

Flagship Marine
 Components Division

FLAGSHIP MARINE, INC.
 2427 SE DIXIE HIGHWAY
 STUART | FLORIDA | 34996 | USA
 (772) 283-1609 | (800) 319-6426
 FAX (772) 283-4611

PROPRIETARY AND CONFIDENTIAL
 THIS DOCUMENT CONTAINS INFORMATION PROPRIETARY TO FLAGSHIP MARINE, INC. NO PART MAY BE REPRODUCED, USED IN ANY FORM, OR STORED ELECTRONICALLY WITHOUT THE WRITTEN PERMISSION OF FLAGSHIP MARINE, INC.

		UNLESS OTHERWISE SPECIFIED:			
		DIMENSIONS ARE IN INCHES		NAME	DATE
		TOLERANCES:		DRAWN	SWC 4/29/2009
		FRACTIONS ± 1/32		CHECKED	TCM -
		ANG: MACH ± 0°30' BEND ± 2°		ENG APPR.	TCM -
		DECIMALS .XX ± .01		MFG APPR.	TCM -
		.XXX ± .005		Q.A.	EAS -
		HOLE Ø .XX ± .005		PERP	± .003/IN
		INTERPRET GEOMETRIC TOLERANCING PER: ASME Y14.5M		STRAIGHTNESS	± .005/IN
		MATERIAL		FLATNESS	± .005/IN
		FINISH		THREADS:	
NEXT ASSY	USED ON			EXTERNAL - CLASS 2A	
				INTERNAL - CLASS 2B	
				MACHINED SURFACES: √ U.O.S	
APPLICATION		DO NOT SCALE DRAWING			

TITLE: ASSEMBLY, CHILLED WATER, FAN COIL, FM16CWFC		
PART NO. 20079-002		
SIZE B	DWG. NO. FM20079	REV -
OLD PART NO. -		
SCALE: 1:6	WGT: 35.18 LBS	SHEET 2 OF 3